

KOHLER[®] Faucets Rite-Temp™ bath and shower trim kit with push-button diverter and lever handle, without showerhead

Purist™

K-T14420-4L

Features

- Includes faceplate with handle, bath spout, shower arm and flange
- A single handle controls both on/off activation and temperature setting
- Integrated push-button diverter
- Includes nondiverter bath spout with 1/2" NPT connection
- For use with any KOHLER showerhead (sold separately)
- Complements Purist faucets and accessories

Material

- Premium material construction with metal handle ensures reliability and durability
- KOHLER finishes resist corrosion and tarnishing

Installation

- Trim only; requires valve to complete installation (sold separately)



Codes/Standards







ASME A112.18.1/CSA B125.1

KOHLER[®] Faucet Lifetime Limited Warranty

See website for detailed warranty information.

Available Colors/Finishes

Color tiles intended for reference only.

Color	Code	Description
	CP	Polished Chrome
	SN	Vibrant™ Polished Nickel
	BN	Vibrant™ Brushed Nickel
	BV	Vibrant™ Brushed Bronze
	BL	Matte Black
	2MB	Vibrant™ Brushed Moderne Brass

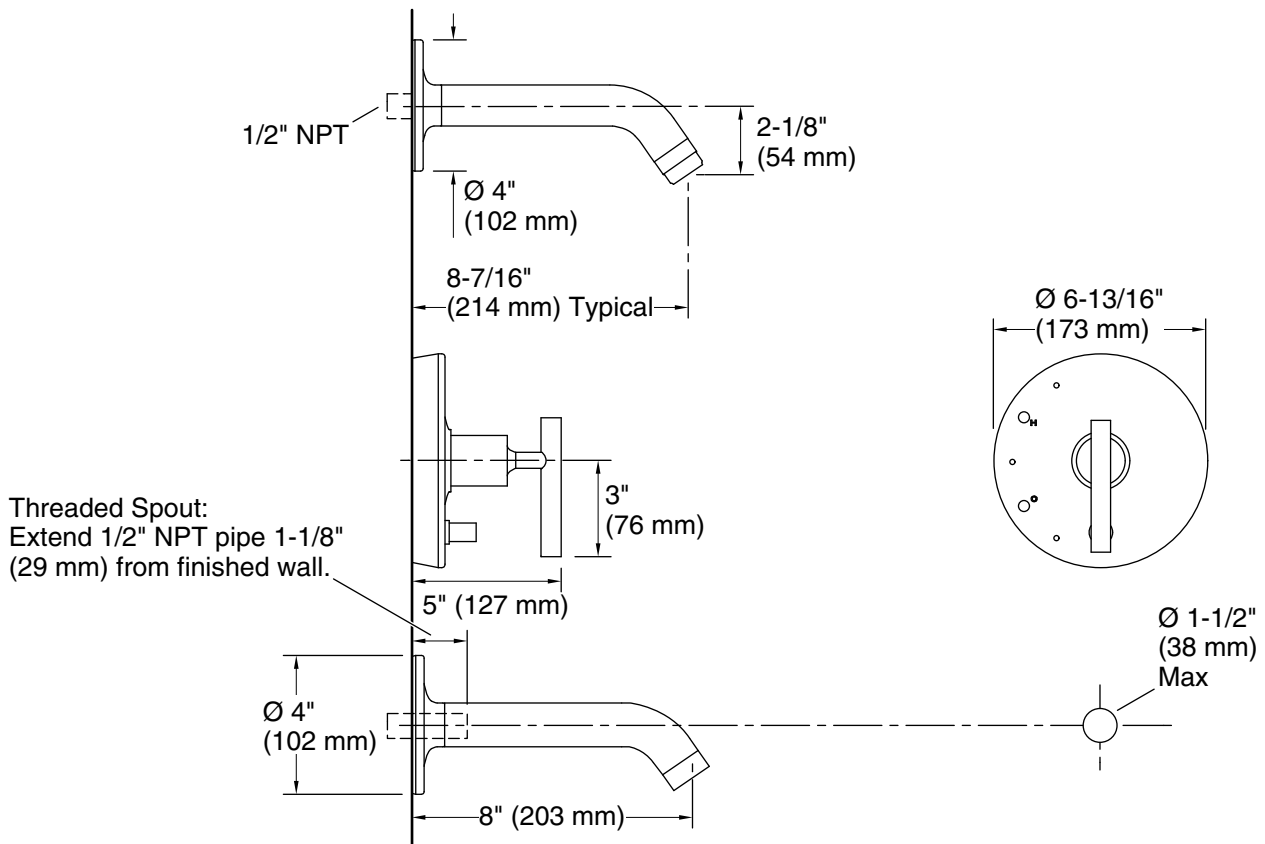
1-800-4KOHLER (1-800-456-4537)

Kohler Co. reserves the right to make revisions without notice to product specifications.

For the most current Specification Sheet, go to www.kohler.com.

4-2-2023 22:13 - US/CA

THE BOLD LOOK
OF **KOHLER**[®]



Technical Information

All product dimensions are nominal.

Notes

- Install this product according to the installation instructions.
- Avoid cross-flow conditions. Do not install shut-off device on either valve outlet.
- Cap the shower outlet if deck-mount spout, diverter, or handshower is connected to the spout outlet.
- Install straight pipe or tube drop of 7" (178 mm) to 18" (457 mm) with single elbow between the valve and wall-mount spout.